

Iowa Citizens for Community Improvement

Survey

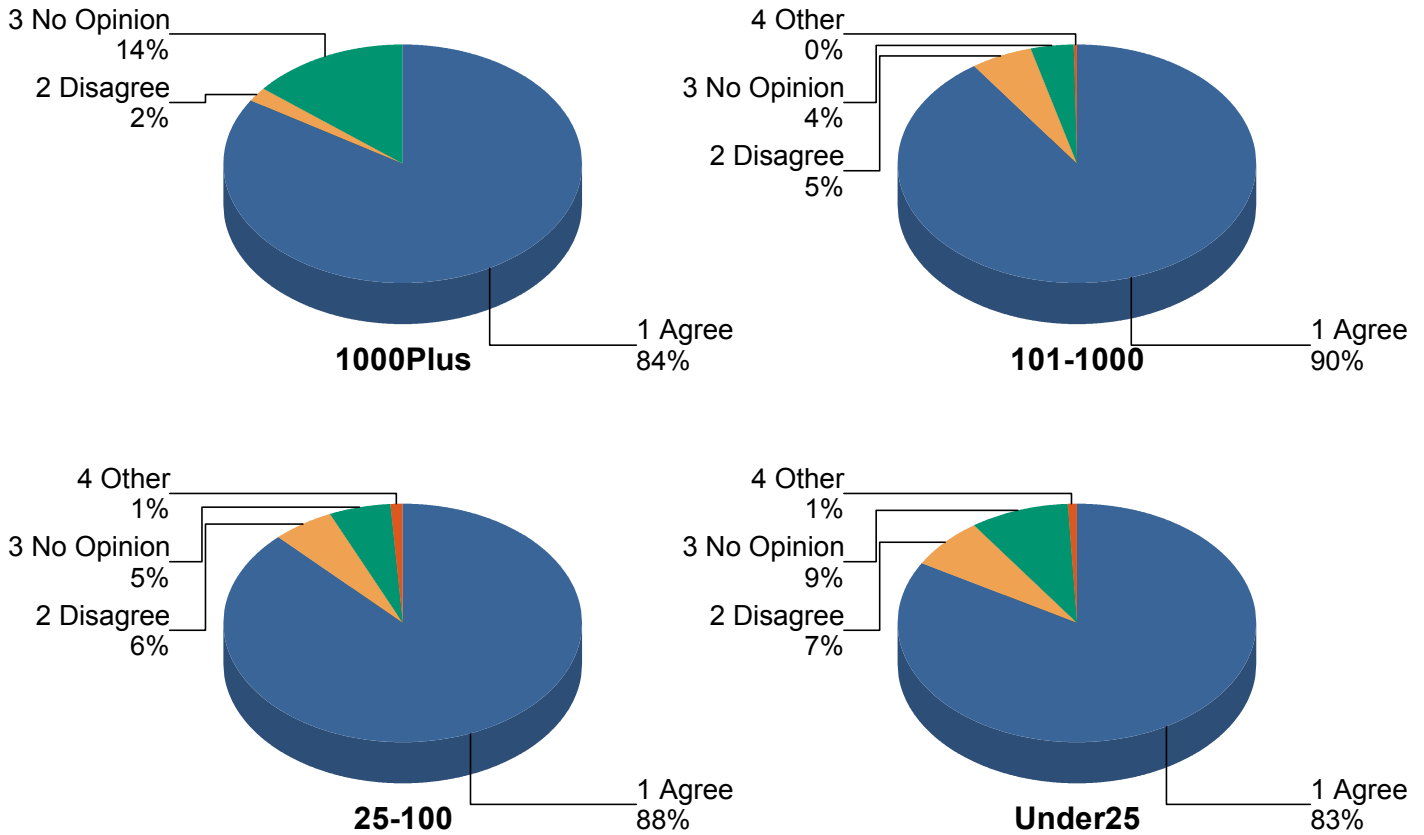
9/15/2008

Provided by

Zata3 Consulting

Too Much Money in Politics

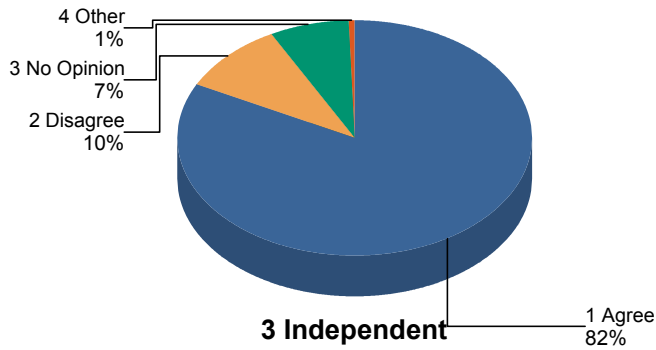
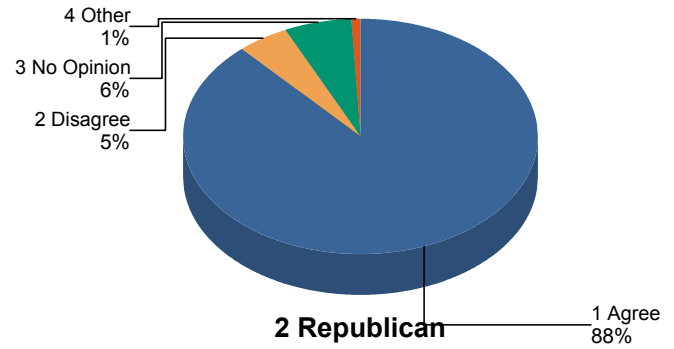
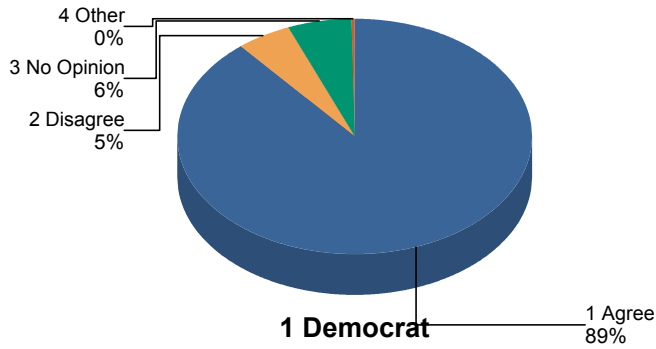
By Donated Amount



	1000Plus	101-1000	25-100	Under25	Total
1 Agree	94 84%	674 90%	294 88%	257 83%	1,319 88%
2 Disagree	2 2%	41 5%	19 6%	21 7%	83 6%
3 No Opinion	16 14%	30 4%	18 5%	27 9%	91 6%
4 Other	0 0%	2 0%	4 1%	3 1%	9 1%
Total	112 100%	747 100%	335 100%	308 100%	1,502 100%

Too Much Money in Politics

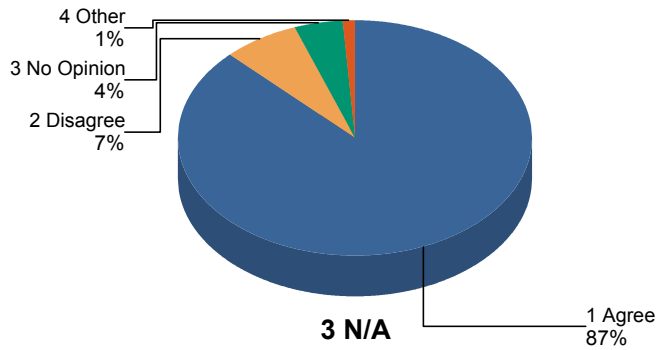
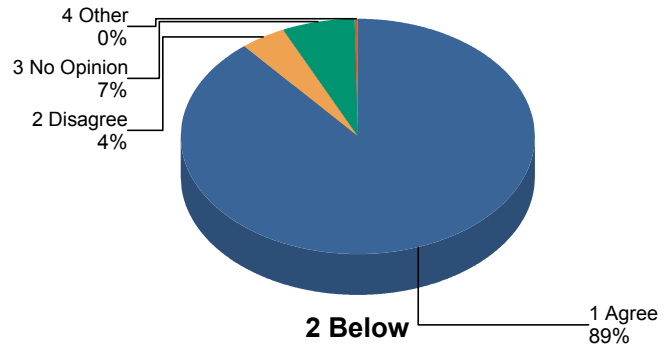
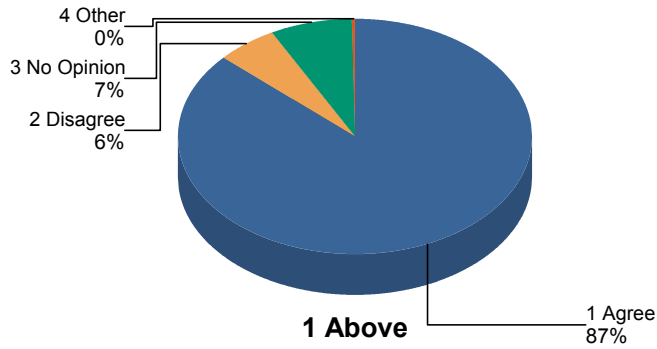
By Party



	1 Democrat	2 Republican	3 Independent	Total
1 Agree	553 89%	620 88%	146 82%	1,319 88%
2 Disagree	32 5%	34 5%	17 10%	83 6%
3 No Opinion	36 6%	42 6%	13 7%	91 6%
4 Other	2 0%	6 1%	1 1%	9 1%
Total	623 100%	702 100%	177 100%	1,502 100%

Too Much Money in Politics

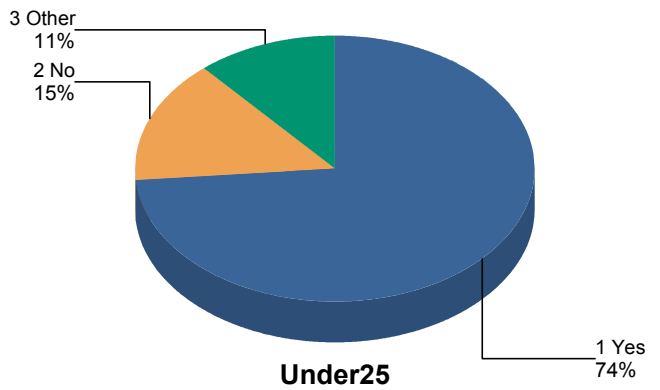
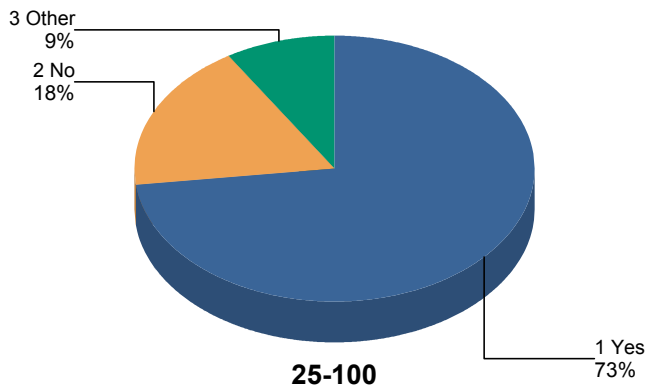
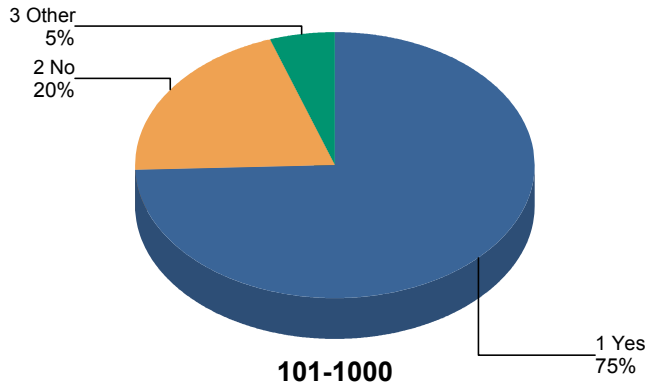
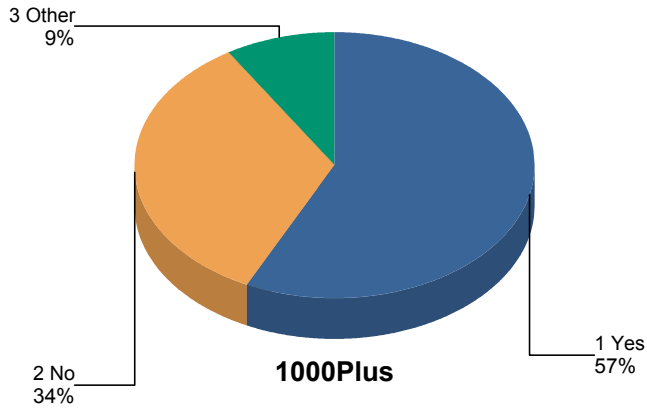
By Income (\$100K)



	1 Above	2 Below	3 N/A	Total
1 Agree	350 87%	524 89%	445 87%	1,319 88%
2 Disagree	23 6%	24 4%	36 7%	83 6%
3 No Opinion	30 7%	39 7%	22 4%	91 6%
4 Other	1 0%	2 0%	6 1%	9 1%
Total	404 100%	589 100%	509 100%	1,502 100%

Favor Campaign Finance Reform

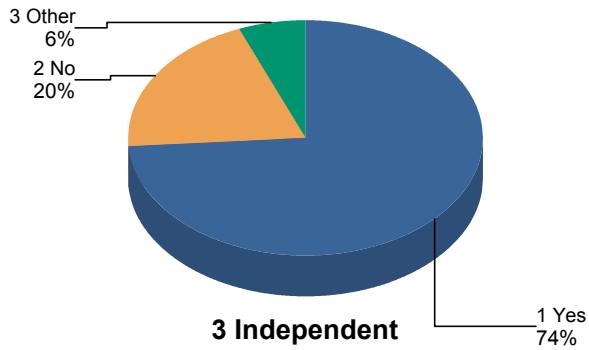
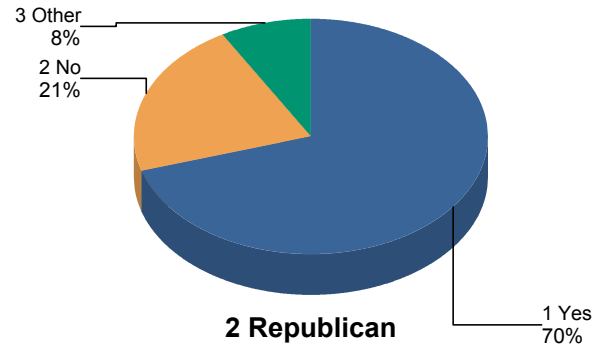
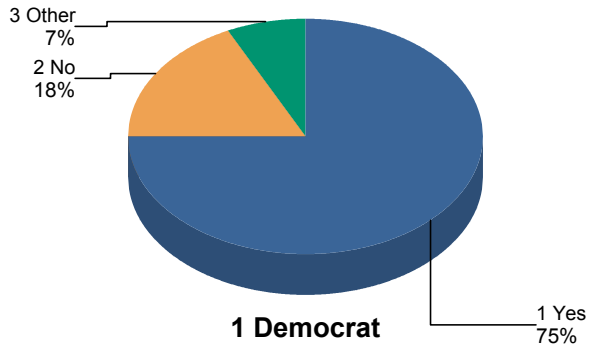
By Donated Amount



	1000Plus	101-1000	25-100	Under25	Total
1 Yes	64 57%	557 75%	245 73%	227 74%	1,093 73%
2 No	38 34%	150 20%	60 18%	46 15%	294 20%
3 Other	10 9%	40 5%	30 9%	35 11%	115 8%
Total	112 100%	747 100%	335 100%	308 100%	1,502 100%

Favor Campaign Finance Reform

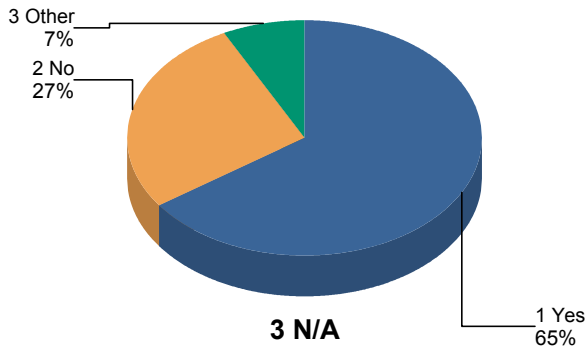
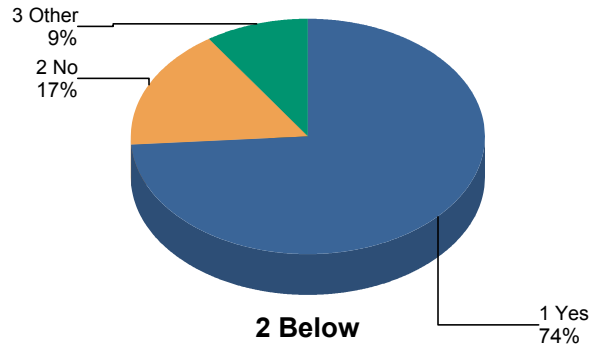
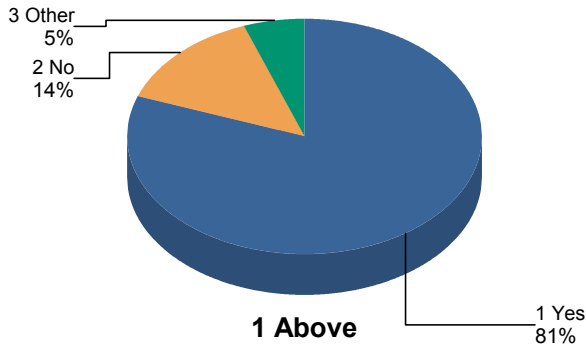
By Party



	1 Democrat	2 Republican	3 Independent	Total
1 Yes	468 75%	494 70%	131 74%	1,093 73%
2 No	110 18%	149 21%	35 20%	294 20%
3 Other	45 7%	59 8%	11 6%	115 8%
Total	623 100%	702 100%	177 100%	1,502 100%

Favor Campaign Finance Reform

By Income (\$100K)



	1 Above	2 Below	3 N/A	Total
1 Yes	326 81%	435 74%	332 65%	1,093 73%
2 No	56 14%	99 17%	139 27%	294 20%
3 Other	22 5%	55 9%	38 7%	115 8%
Total	404 100%	589 100%	509 100%	1,502 100%